



LYON PARK PLAYGROUND RENOVATION SURVEY RESULTS

UPDATED JULY 23, 2025

LandDesign.

SURVEY ANALYSIS



147
RESPONDENTS



SUMMARY

Survey Duration: April 4, 2025 - May 29, 2025

Purpose

To provide a platform for residents to share their input on the renovation, preferred type of equipment, and other considerations. Surveys allow the design team to gather critical community input from a broader range of community members.

Methodology + Distribution

The survey was conducted primarily online. Paper copies were available at major community events. Results are anonymous. However participants did have the option to share contact information for purposes of volunteering time or interest in sponsorships.

The survey launched on April 4th through the announcement of a flyer inserted in the monthly community newsletter and distributed by volunteers. An article in the May issue of the community newsletter also highlighted the survey and provided a link to it. The survey was also announced through banner and flyer signage in the park and at the playground, as well as community events.

SURVEY ANALYSIS



SUMMARY

Additional Engagement Activities

Three major annual events were held in and around Lyon Park during April and May at which volunteers hosted a booth to build awareness of the project, garner support, and encourage participation in the survey. Volunteers engaged in conversations with participants, distributed flyers, shared a QR code for the survey, and facilitated a children's activity to "build your dream playground". Additionally, volunteers made announcements of the project and survey at the April and May monthly meetings of the LPCA and the Lyon Park Women's Club.

- *4/9 - LPCA Monthly Meeting*
- *4/17 - Lyon Park Women's Club Potluck Lunch*
- *4/19 - Easter Egg Roll and Plant Sale*
- *4/26 - Bunny Hop 5k Race*
- *5/14 - LPCA Monthly Meeting*
- *5/15 - Lyon Park Women's Club Potluck Lunch*
- *5/17 - Lyon Park Spring Fair*

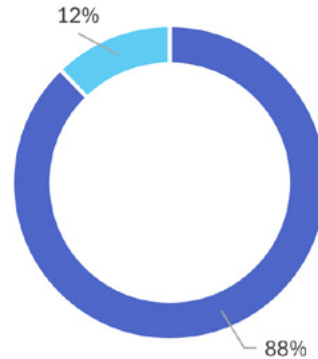
SURVEY ANALYSIS

DEMOGRAPHICS

CHILDREN IN HOUSEHOLD

Q1: ARE THERE ANY MEMBERS OF YOUR HOUSEHOLD (OR REGULARLY VISITING EXTENDED FAMILY) UNDER THE AGE OF 18?

- 88% of respondents indicated that their household included children aged 18 and under.



LOCATION

Q14: WHERE DO YOUR CHILDREN OR THE CHILDREN YOU CARE FOR LIVE?

77% of respondents live in Lyon Park, while 24% live in Ashton Heights.

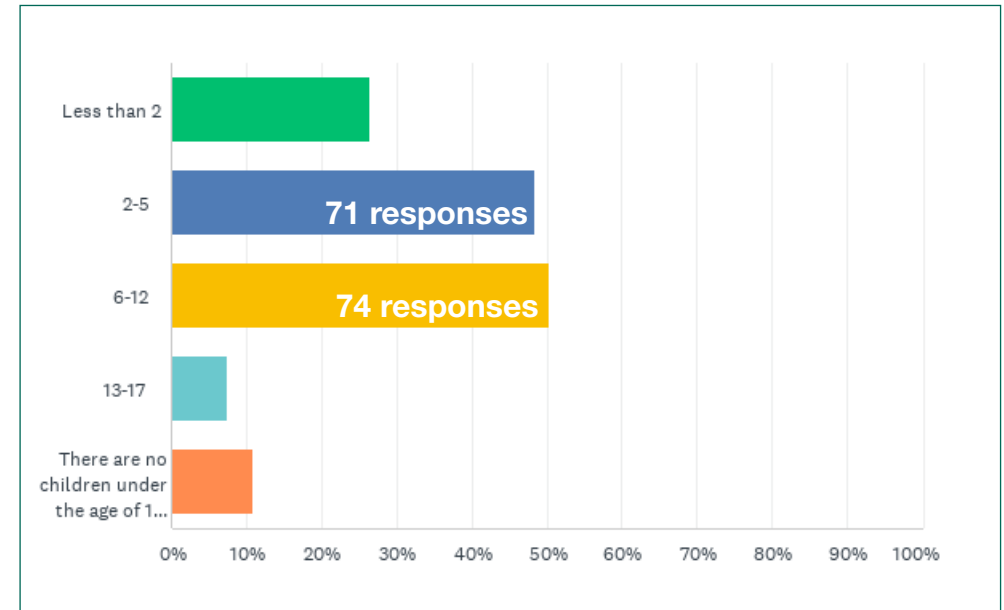
Write in responses included: Penrose, South Arlington, Clarendon, and Maryland (2X).



AGE OF CHILDREN

Q2: IF YOU ANSWERED "YES" TO THE PREVIOUS QUESTION, WHAT AGE(S) ARE THEY?

- 50% of respondents have children between ages 6-12, and 75% between ages 0-5 (48% of which were in age group 2-5).



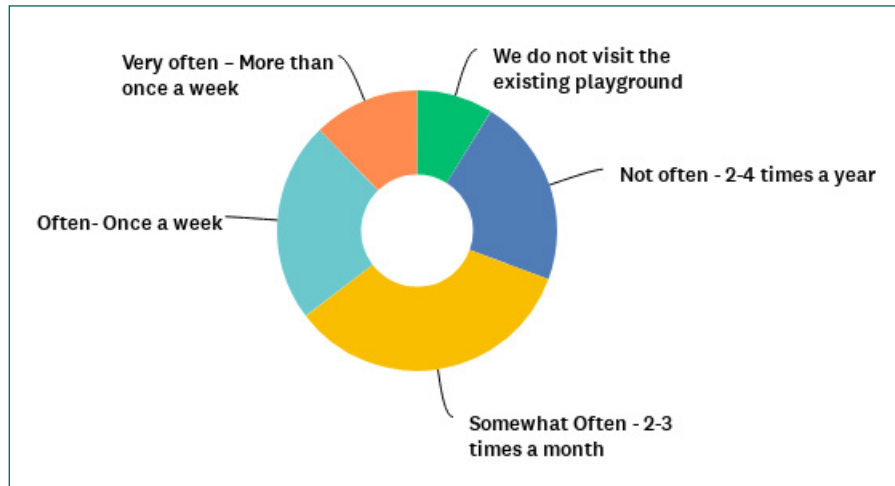
SURVEY ANALYSIS

PLAYGROUND VISITATION

FREQUENCY

Q3: CURRENTLY, HOW OFTEN DO YOUR CHILDREN OR THOSE IN YOUR CARE VISIT THE EXISTING PLAYGROUND?

- Playground visitation frequency varied, with 35% (52 respondents) visiting once a week or more, and 34% (50 respondents) indicating that they visited 2-3 times per month.



Weekends are more popular playground days

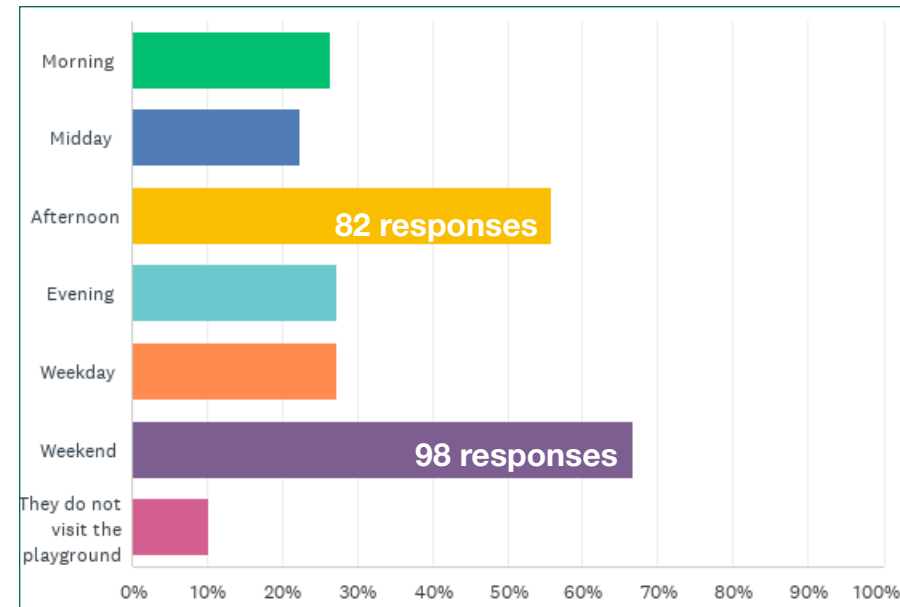


Afternoons are busier than mornings or evenings

TIME OF DAY

Q4: CURRENTLY, WHEN DO YOUR CHILDREN OR THOSE IN YOUR CARE MOST OFTEN VISIT THE EXISTING PLAYGROUND?

- Weekends (67%) were more favored to weekdays (27%), and afternoons (56%) preferred over morning (27%) or evening (27%). Mid-day received 22%.



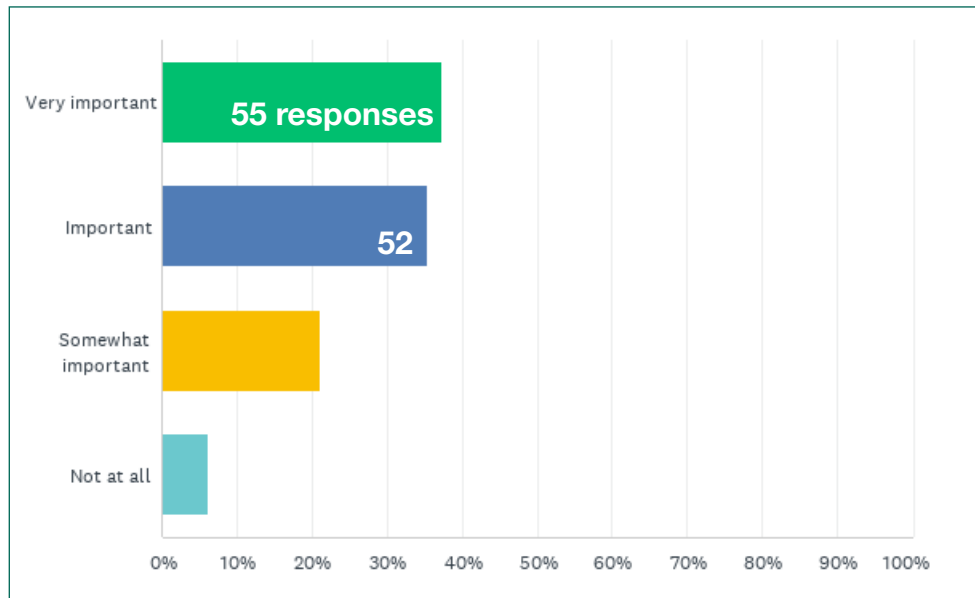
SURVEY ANALYSIS

PROJECT IMPORTANCE

IMPORTANCE

Q5: HOW IMPORTANT DO YOU THINK A RENOVATED PLAYGROUND WILL BE TO YOU OR YOUR FAMILY?

- 73% of respondents indicated that a renovated playground would be Important or Very Important to them and their family. 6%, or 9 respondents, selected "Not at all".

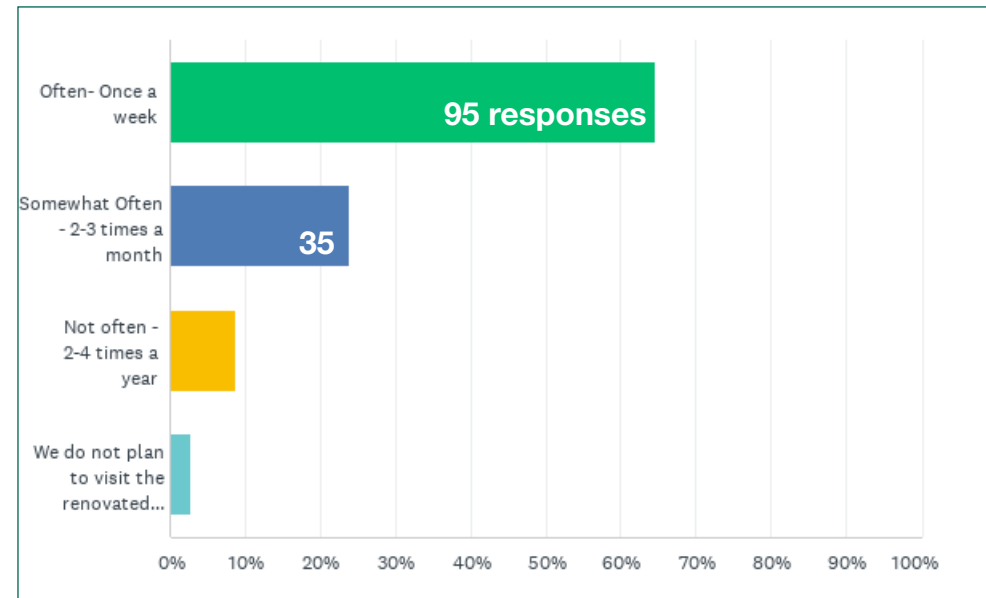


185% increase in playground visitation at least once a week

ANTICIPATED FUTURE VISITATION

Q6: IN THE FUTURE, HOW OFTEN DO YOU THINK YOU OR CHILDREN IN YOUR CARE WOULD VISIT A RENOVATED PLAYGROUND?

- 65% of respondents anticipate visiting the future renovated playground at least once a week, while 24% anticipate visiting a renovated playground at least 2-3 times per month.



SURVEY ANALYSIS

PLAYGROUND PRIORITIES

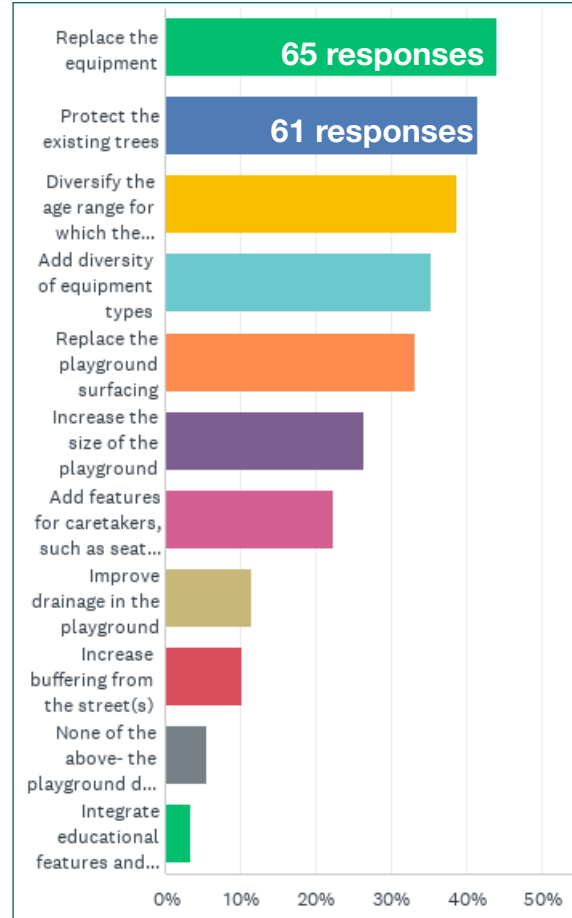


42% listed
“protect trees” as
a top priority

TOP PRIORITIES

Q7: WHAT ARE YOUR TOP PRIORITIES FOR A RENOVATED PLAYGROUND? (SELECT UP TO THREE)

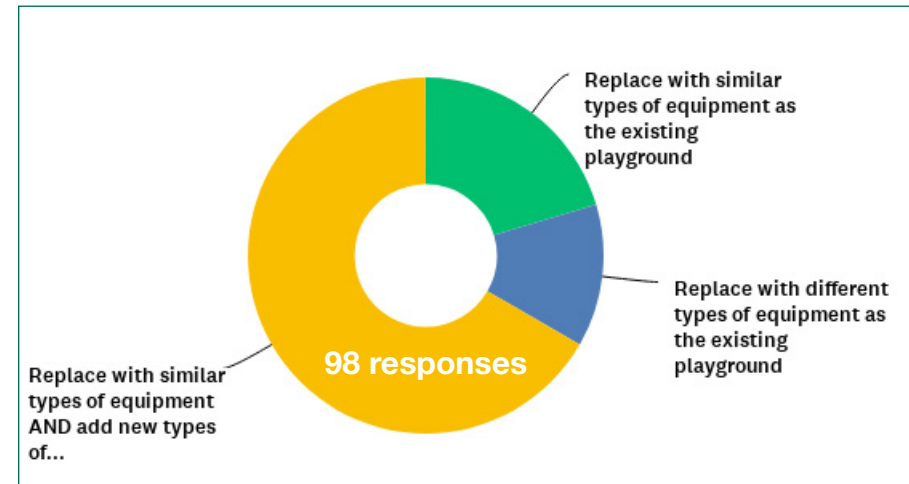
- The most favored options were:
 - Replace the equipment (44%)
 - Protect the existing trees (42%)
 - Diversify the age range for which the equipment is appropriate (39%)
 - Add diversity of equipment types (35%)
 - Replace the playground surfacing (33%)
- The least selected answer choices were:
 - None of the above - the playground does not need to be renovated (5%)
 - Integrate educational features and signage (3%)



EQUIPMENT TYPES

Q8: WHEN THINKING ABOUT THE TYPES OF EQUIPMENT IN THE EXISTING PLAYGROUND, SUCH AS SWINGS, SLIDES, SWAY BRIDGE, ETC, WHICH IS YOUR PRIORITY FOR NEW EQUIPMENT?

- The majority of respondents (67%) wished to replace the play equipment with similar types of equipment as the existing playground AND that new types of equipment be added.
- 20% preferred to replace the equipment with SIMILAR types of equipment as the existing playground, while 13% preferred the equipment be replaced with DIFFERENT types of equipment.



SURVEY ANALYSIS

PLAYGROUND PREFERENCES



82% said natural / nature inspired play equipment

EQUIPMENT STYLE

Q9: WHAT IS YOUR PREFERRED STYLE OF PLAYGROUND EQUIPMENT? (SELECT UP TO TWO)

- Respondents preferred Nature Inspired (43%) and Natural (39%) play equipment styles over more traditional options. The third highest rated equipment type was Adventure/Challenge (35%).
- Write-In Responses included: Keep the swings, use as little plastic as possible, ensure suitable for preschoolers, and install a swimming pool.



43% NATURE INSPIRED



39% NATURAL



35% ADVENTURE /CHALLENGE



28% NATURE PLAY



23% TRADITIONAL



8% THEMED



7% CONTEMPORARY

SURVEY ANALYSIS

PLAYGROUND PREFERENCES

SURFACING

Q10: ANY NEW PLAYGROUND SURFACE WOULD BE DESIGNED TO MEET SAFETY REQUIREMENTS AND WOULD INCLUDE A DRAINAGE SYSTEM TO PREVENT PONDING WATER. HOWEVER, EACH HAS A DIFFERENT PROS AND CONS AS WELL AS DIFFERENT AESTHETIC APPEAL. WITH THAT IN MIND, WHAT IS YOUR PREFERRED TYPE OF SURFACING FOR THE PLAYGROUND?



Engineered wood fiber (i.e. mulch) is a natural wood product that is cooler to the touch, requires periodic maintenance, and may be less accessible to some users with mobility issues.

- The preferred type of playground surfacing was Rubberized Surfacing (52%).
- 14% of respondents stated that they did not have a strong preference.
- Two respondents in Q17 emphasized a preference for natural surfacing.



Continuous rubberized surface is a virgin rubber product that may be warmer to the touch, requires almost no maintenance, and is ADA accessible.



Benches ranked first in the list of needed park elements

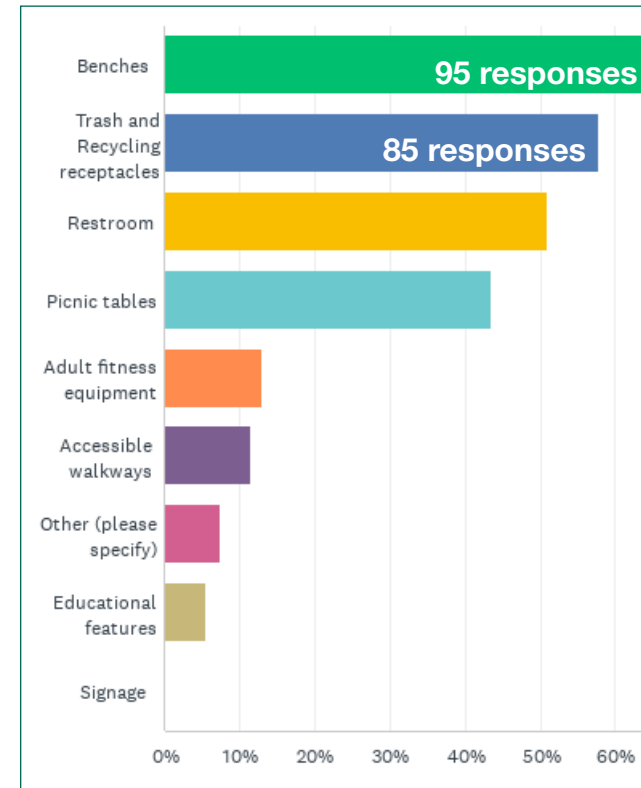


Trash Cans received the second most votes

PARK ELEMENTS

Q13: WHAT TYPES OF PARK ELEMENTS AND FACILITIES DO YOU BELIEVE ARE MOST NEEDED FOR THE PLAYGROUND? (SELECT UP TO THREE)

- Benches received the highest ranking (65%), with trash and recycling receptacles ranking second (85%).
- Restrooms received 75 votes, and picnic tables received 64 votes.



- Write-in responses included:
 - Preschool-aged equipment (x2)
 - Equipment for older children (x2)
 - Sport courts (x2)
 - Add a restroom
 - Update benches
 - Update trash cans
 - Adult fitness equipment (i.e. pull-up bar)
 - Swimming pool
 - Remove broken toys
 - Add water fountain
 - Shade
 - Developmental features

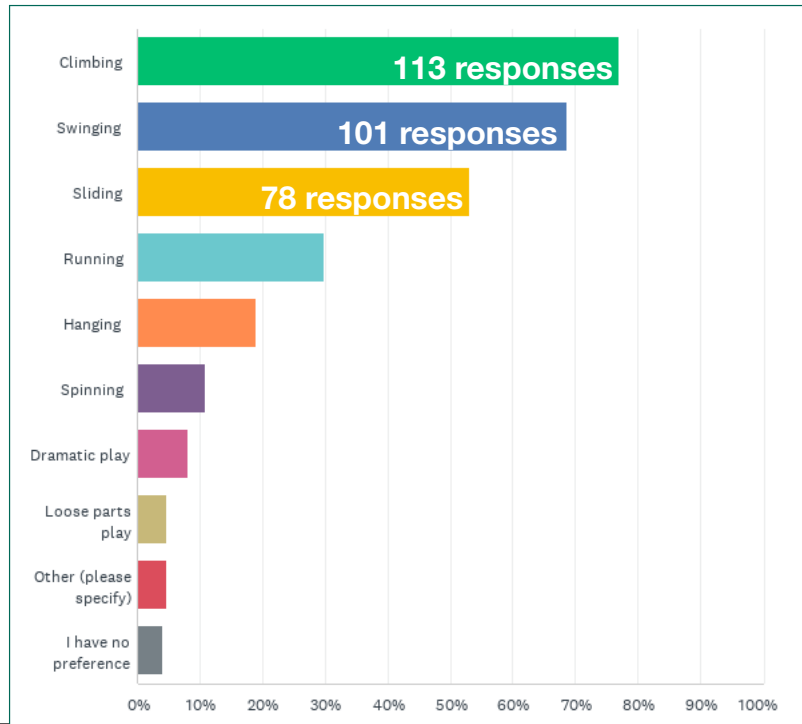
SURVEY ANALYSIS

PLAYGROUND PREFERENCES

ACTIVITIES

Q11: WHICH ACTIVITIES WOULD YOUR CHILD OR THOSE IN YOUR CARE MOST LIKE TO BE ABLE TO DO IN A RENOVATED PLAYGROUND? (SELECT UP TO THREE)

- Climbing (77%), Swinging (69%), and Sliding (53%) were the top three preferred activities.
- Of the seven write-in responses, sports fields and sand were each mentioned twice.



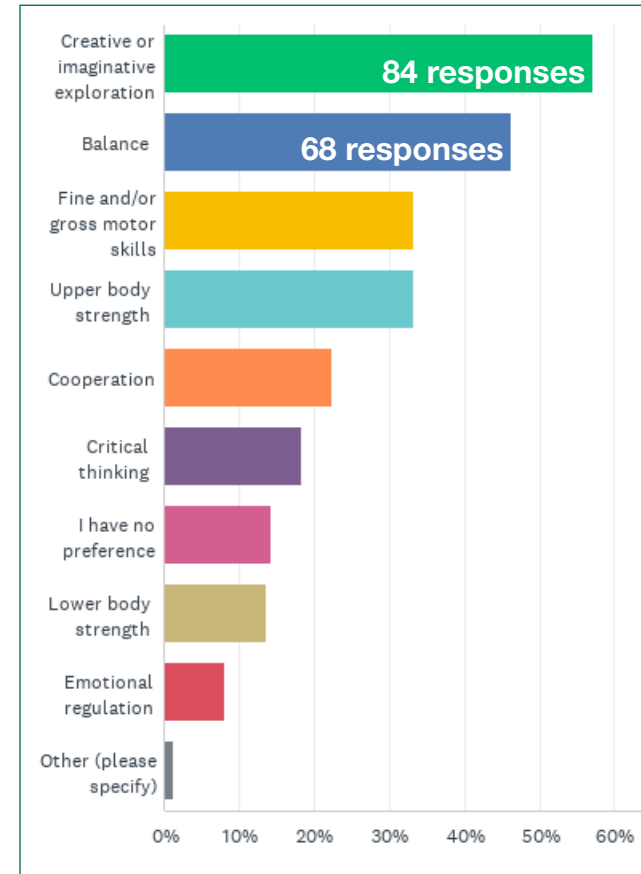
Climbing ranked first in the list of activities a child would most like to do



Swinging received the second most votes

DEVELOPMENTAL BENEFITS

Q12: WHICH HEALTH OR DEVELOPMENTAL BENEFITS WOULD YOU MOST LIKE YOUR CHILD OR THOSE IN YOUR CARE TO EXPERIENCE IN A RENOVATED PLAYGROUND? (SELECT UP TO THREE)



- Creative or imaginative exploration received the highest ranking (57%), with balance ranking second (46%).

SURVEY ANALYSIS

BARRIERS

BARRIERS - CHILDREN

Q15: DO YOUR CHILDREN OR THOSE YOU CARE FOR EXPERIENCE ANY BARRIERS TO USING OR ENJOYING THE PLAYGROUND?

- 10% of respondents indicated “Yes”, their children experience barriers to use.
 - (4x) **Lack of restrooms**
 - (4x) **Geared towards smaller children** (5 and under)
 - (3x) Too much trash, dirty & **broken toys**
 - (2x) Playground is in close proximity to the road and **lacks fencing**
 - (2x) **Inaccessible** for kids with mobility issues to get into the park.
 - (1x) Filthy **Sand**
 - (1x) **Dogs are not allowed**



Lack of **bathrooms** was a common barrier for children and caretakers.

BARRIERS - CAREGIVERS

Q16: DO ANY OF YOUR CHILDREN’S CARETAKERS OR ADULT FAMILY MEMBERS EXPERIENCE ANY BARRIERS TO USING OR ENJOYING THE PLAYGROUND?

- 5% of respondents indicated “Yes”, their children’s caretakers experience barriers to use.
 - (8x) **Lack of restrooms**
 - (3x) The **seating is old**, broken, and too low
 - (2x) Too **dirty**
 - (1x) Lack of **ADA compliant** areas
 - (1x) **Mosquitos** in summer
 - (1x) **Dogs are not allowed**

SURVEY ANALYSIS

OPEN ENDED QUESTION

ANYTHING ELSE?

Q17: IF THERE IS ANYTHING ELSE YOU THINK IS IMPORTANT FOR CONSIDERATION IN THE RENOVATION OF THE PLAYGROUND, PLEASE SHARE IT HERE:

- 68 responses provided.
- Respondents expressed their love for many of the park's existing features including the **shade trees (x14), flexible open space (x6), sand pit (x6), and swings (x6)**.
- Multiple respondents mentioned the age range of the play equipment.
 - 4 respondents expressed the desire to keep the playground for ages 0-5 only
 - 6 respondents stated they'd like to see the equipment expanded for a broader age range
- 2 respondents were concerned about park closure during construction.
- 2 respondents mentioned being conscious of on-going costs / durability.
- Responses varied and displayed the sometimes conflicting preferences of community members.

Should Lyon Park keep the...

Sand Pit?

YES	NO
6	1

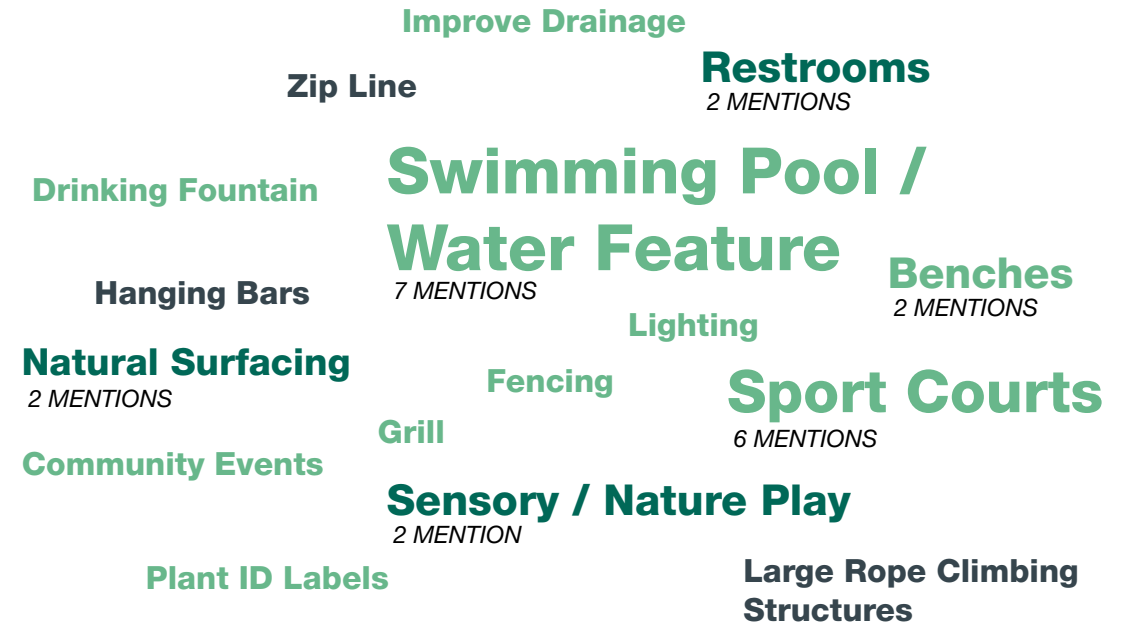
Toys?

YES	NO
2	2

No Dog Signs?

YES	NO
1	1

Additional Desired Amenities:



- Emphasized a response to a prior question
- Park amenity
- Playground element

SURVEY ANALYSIS

KEY TAKE-AWAYS



NATURAL AND NATURE INSPIRED ELEMENTS ARE PREFERRED, HOWEVER DURABILITY AND ACCESSIBILITY WERE ALSO CONSIDERED IMPORTANT.



TREES AND SHADE RANKED VERY HIGH IN IMPORTANCE TO RESPONDENTS, WHO IDENTIFIED THE PARK'S TREE CANOPY AS A KEY ELEMENT THAT KEEPS THE PARK COMFORTABLE ALL DAY LONG.



PROVIDE A WIDER DIVERSITY OF OFFERINGS AND ELEMENTS FOR CHILDREN AND CARETAKERS.



IMPROVE ACCESS AND INCLUSION FOR EXPANDED AND EXTENDED USE AND ENJOYMENT OF THE PLAYGROUND.